


SOLATM
BY DAYTON AUDIO

Bluetooth Audio System



There's always room for great audio!TM

User Manual

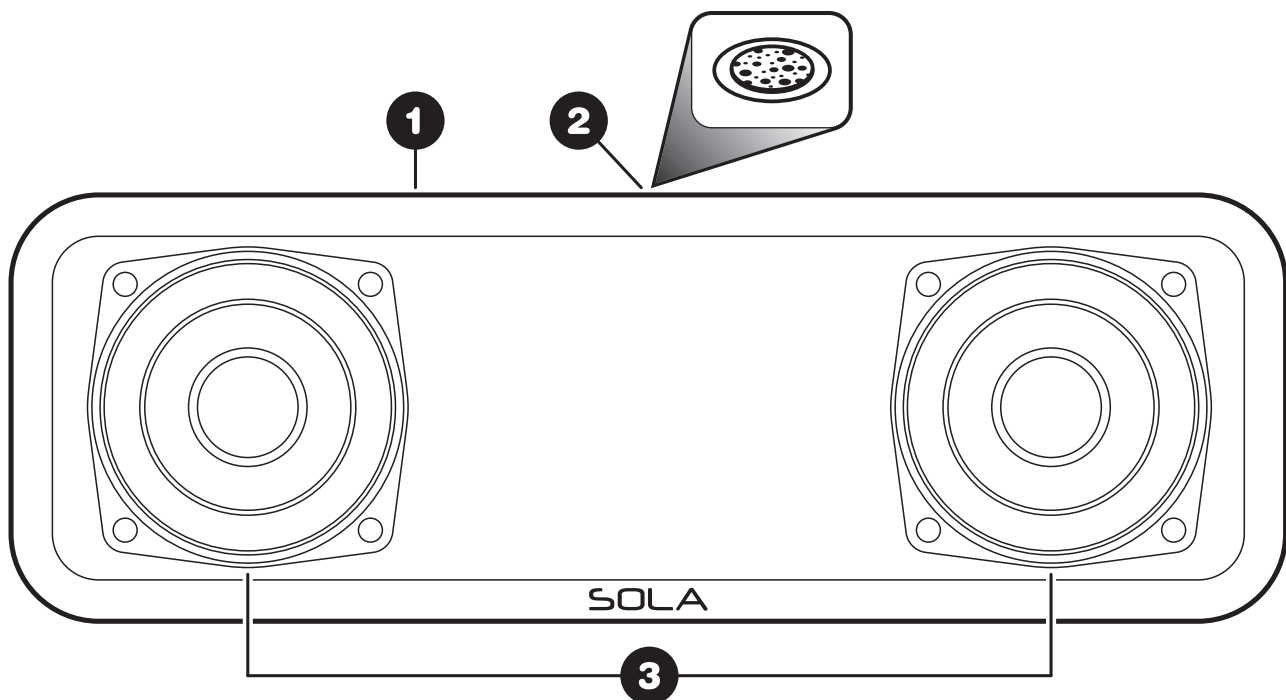
daytonaudio.com

Thank you for purchasing the Dayton Audio Sola Bluetooth Audio System. "Sola" is the one and only stereo speaker you will ever need for listening to great music. Integrated Bluetooth technology allows quick and easy wireless connection to any Bluetooth-enabled device. The system features sophisticated speaker drivers coupled to an ultra-clean Class-T amplifier, filling any space, large or small, with audiophile-quality sound. Sola's contemporary design will complement any décor and is available in three finishes. A furniture-grade cabinet utilizes advanced acoustic construction that produces surprisingly full sound. Perfect for the bedroom, dorms, study, kitchens, or anywhere you want to enjoy great music. Sola will also convert to a speakerphone—you can conveniently answer incoming smartphone calls while listening to music.

Features:

- Wireless Bluetooth connectivity for most devices (iPad, iPhone, iPod, Android, Blackberry, and Windows Phone7)
- Stylish contemporary design available in three finishes: black, red, and white
- Advanced acoustical construction produces surprising bass output
- 15W per channel output power (30W total) with less than 0.1% THD for ultra-clean sound
- 3.5 mm audio input for wired connection of computers, mp3 players, and other devices
- 3.5 mm audio output allows connection of an active subwoofer system for added bass
- USB power output jack for charging any device that requires 5V charging
- Speakerphone capability transitions easily from music to conversation
- World-compatible power supply, just change input cord

Front Panel



Front Panel:

1. Cabinet

The cabinet is constructed using a dense non-resonant wood composite material that features a sophisticated acoustic waveguide to increase the bass output. This waveguide also provides additional bracing to form a solid vibration-free, acoustically dead enclosure. The cabinet is then sanded, primed, and painted three times to create a furniture-quality finish. Finally, the entire front baffle is covered with 6 mm thick acoustic grade felt material to reduce any reflections and diffractions caused by the grill and the cabinet's leading edge.

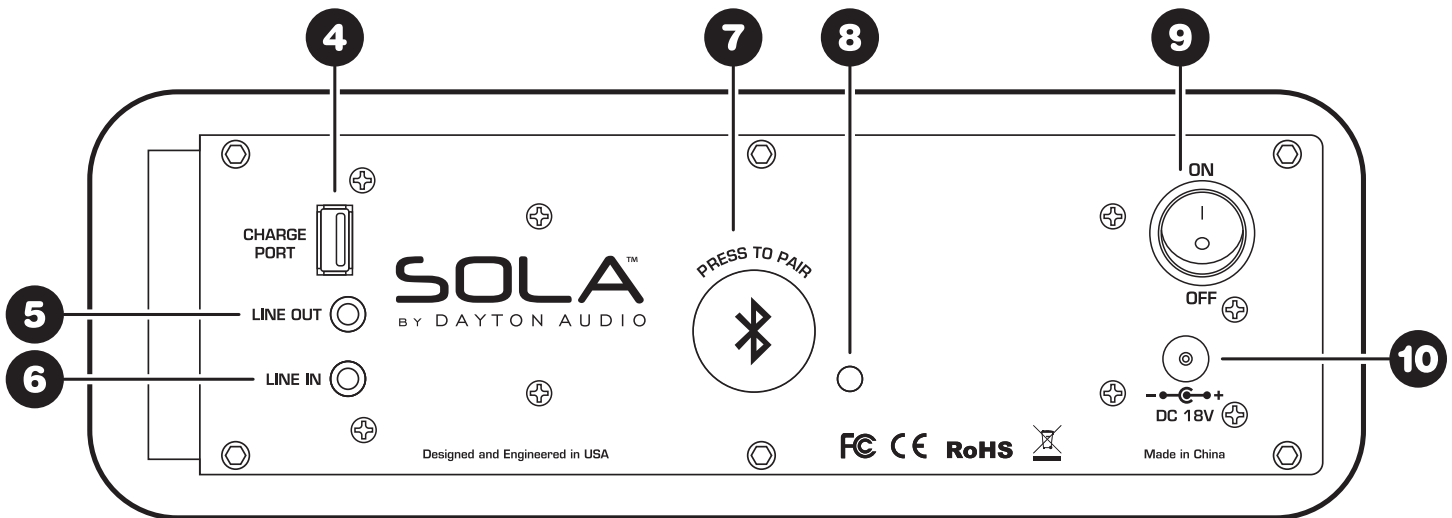
2. Microphone Element

The microphone element teams with the Bluetooth circuitry to turn the Sola Bluetooth Audio System into a speakerphone for convenient conference calling while listening to music. Although the microphone element is omnidirectional, best performance is obtained while speaking at the front of the unit.

3. 2-1/2" Full-Range Driver

This purpose-built driver was developed by Dayton Audio to get the best performance from Sola's compact enclosure. Each driver has a 3/4" diameter voice coil wound on a Kapton former for increased power handling. It utilizes a natural sounding paper cone with butyl rubber surround. A tall, domed paper dust cap was used to stiffen the cone while acting like a phase plug to reduce high frequency cancellations. To minimize driver distortion and further increase high frequency response, an inductance-controlling copper cap for the pole piece was incorporated.

Rear Panel



Rear Panel:

4. USB Charge Port

Convenient USB power output jack for charging any portable device that requires 5V charging up to 2A.

5. 3.5 mm Line Output

Stereo audio output allows connection to another audio device such as an active subwoofer system for added bass. The output signal level is not fixed; it will vary with the input signal level (Bluetooth or wired input).

6. 3.5 mm Line Input

Stereo audio input for quick wired connection of computers, mp3 players, and other audio source devices.

Note: When a device is plugged into the rear 3.5 mm audio input, the Bluetooth function is disengaged.

7. Bluetooth Pairing Button

The Bluetooth pairing button is used to manually activate the Bluetooth pairing mode. A paired or connected device will be disconnected once the pairing button is pushed. Note: Sola will automatically go into Bluetooth pairing mode when the master power switch is first turned on.

For more information regarding Bluetooth operation please see “Connecting to Sola using Bluetooth”.

8. Bluetooth LED

This LED indicates the status of the three Bluetooth modes. Ready to pair=quick flashes, Paired= 2 flashes, Unpaired=1 flash. When the LED is not flashing, it means that after (5) minutes there are no Bluetooth devices connected to Sola and the Bluetooth function has turned off automatically.

9. Master Power Switch

Master power switch completely removes voltage from the unit. Switch the power off if Sola will not be used for extended periods of time. It is not necessary to turn off the master switch after each use. While in the “on” position, after approximately 10 minutes of no signal the unit will go automatically into “sleep” mode to conserve energy. As soon as the unit receives a signal via Bluetooth or the wired input, it will return to operating mode.

10. Power Connection

Sola operates on 18VDC and MUST be used with a power supply that can provide at least 2A (36W). A world-compatible (100V-240V) switch-mode power supply is included with the unit and is equipped with a USA-style cord. To operate in other countries, the appropriate power cord will need to be purchased. The power connection on the unit is a 2.1 mm x 5.5 mm jack, with center pin being positive.

Note: If an inappropriate power supply is used and the unit is damaged, the warranty will be void.

Connecting to Sola using Bluetooth

Once plugged into an AC outlet using the provided power supply, Sola will go automatically into Bluetooth pairing mode when the master power switch is first turned on or if the Bluetooth Pairing button is pushed manually. Once in Bluetooth pairing mode, the status LED will flash repeatedly and a female voice will say “Ready to Pair” approximately once every minute until the unit is paired with another Bluetooth device. Note: If Sola is not paired within 5 minutes it will automatically turn off the Bluetooth function.

Now with Sola in Bluetooth pairing mode, activate the Bluetooth mode of your source device (iPhone, iPad, Smartphone, etc) that you want to use for playing music. You should now see a list of available Bluetooth devices on your screen; select “SOLA” and wait for your device to say “CONNECTED”. You may be asked to enter a pairing code, if so enter: 0000.

You are now ready to enjoy your new Sola wirelessly!

Note: As long as you don’t turn off Sola’s master power switch or remove the “Sola” link in your device, you will NOT need to activate the Bluetooth pairing mode to reconnect.

Note about Bluetooth Technology

The wireless range of this Bluetooth device is approximately 20' to 30' depending on obstructions. Holding the Bluetooth source device (iPhone, iPad, etc) in your hands or close to your body will drastically reduce the range of ALL Bluetooth devices. As a general rule the user should select the music, adjust the volume, and then place the device on a table. Do not cup the device in your hands or place it in your pocket, as this will cause the music to cut in and out.

The Bluetooth LED located on the rear indicates the status of the three Bluetooth modes. Ready to pair=quick flashes, Paired= 2 flashes, Unpaired=1 flash Note: If the unit is not paired within 5 minutes it will automatically turn off the Bluetooth function and the LED will remain off.

Specifications:

Power Output:	15 watts RMS x 2 (30 watts total)
Total Harmonic Distortion:	<0.1% @30W
Signal-to-Noise Ratio:	103 dB, A weighted
Crosstalk between inputs:	80 dB
Input Impedance:	33k Ω \pm 5%
Input Sensitivity:	750 mV
Frequency Response:	70-18,000 Hz
Channel Separation:	95 dB
Efficiency:	85%
Dynamic Range:	>100 dB
Electrical Requirement:	18VDC @ 2A center pin positive
Dimensions:	3.750" H x 10.4375" W x 7.750" D
Weight:	6.2 lbs

Package Contents:

- Sola Wireless Bluetooth Audio System
- World-compatible 18V@2A switch-mode power supply
- 3.5 mm audio input cable

Important Safety Instructions

To reduce the risk of electric shock, do not remove cover. No user serviceable parts inside. Refer servicing to qualified personnel. To reduce the risk of fire and shock do not expose unit to rain or moisture. The unit should be connected to an earth grounded AC electrical socket. The unit should be operated in a well ventilated area. Minimum clearance is 2 inches from the ventilation openings.



Warranty

The Dayton Audio Sola Bluetooth Audio System is warranted free from defects in material and workmanship for one year from date of purchase. Warranty does not apply to misuse, abuse, neglect, accident, improper use, etc. Note: If an inappropriate power supply is used and the unit is damaged, the warranty will be void.